



**USER MANUAL – EN**

**IN 26433 Electric tricycle inSPORTline Zorica**



# CONTENTS

- SAFETY INSTRUCTIONS..... 3
- PRODUCT DESCRIPTION ..... 4
- SPECIFICATIONS..... 5
- TURNING ON..... 6
- CONTROLLER ..... 6
- INDICATORS..... 7
- BATTERY PLACEMENT ..... 7
- ATTACHING OF THE REARVIEW MIRRORS ..... 8
- BATTERY CHARGING..... 8
- USE ..... 9
- CLEANING AND MAINTENANCE ..... 10
- BEFORE USE..... 10
- BATTERY ..... 10
- ENVIRONMENT PROTECTION ..... 11
- TERMS AND CONDITIONS OF WARRANTY, WARRANTY CLAIMS..... 11
- ES DECLARATION ..... 14

SevenSport s.r.o. reserves the right to make any changes and improvements to its product without prior notice. Visit our website [www.insportline.eu](http://www.insportline.eu) where you will find the latest version of the manual.

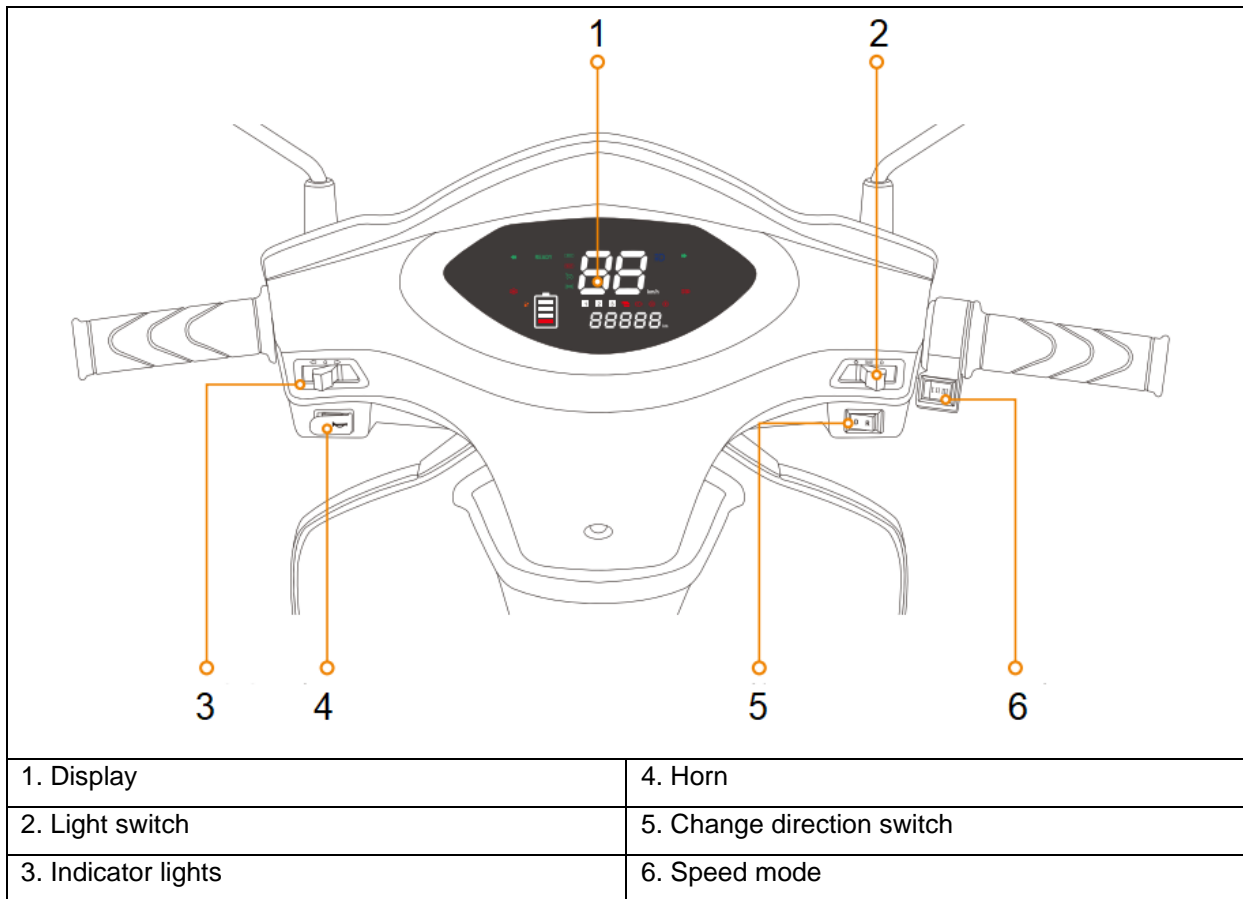
## **SAFETY INSTRUCTIONS**

- Please read the manual before use and keep it for future reference.
- Familiarize yourself with local regulations and laws before driving. Age limit and usage may vary from state to state. It is the user's responsibility to familiarize themselves with the laws first. Suitable for people aged 18 and older.
- Do not modify or repair the product.
- Do not use the scooter if sharp edges appear on the scooter.
- Never drive under the influence of alcohol, pills, or drugs.
- Before driving, check that the brakes and lights work properly.
- Check tire pressure regularly.
- Any new user must be familiarized with driving and using of the scooter.
- Never modify the structure or engine to increase performance, any modification will void the warranty.
- Before driving, adjust your mirrors so that you can see behind you.
- Always give your full attention to driving.
- Do not use a mobile phone or headphones while driving.
- Check the battery power before driving.
- Brake efficiency is reduced on wet surfaces, always brake slowly and with enough time to stop.
- Sudden braking may result in loss of balance and fall.
- Before driving, adjust the seat to a comfortable position so that you can comfortably control the scooter.
- Drive smoothly, avoid sudden changes in speed.
- Do not park the scooter unprotected in the rain or on direct sunlight.
- Do not stop on a steep hill.
- Drive only on paved terrain.
- Do not charge the scooter unattended.
- Protect against rain and water.
- Never leave the scooter running or with the key in the ignition unattended.
- Keep out of reach of children, if there are children around, prevent unauthorized use.
- If you want to use the scooter in normal road traffic, consult local regulations and laws about its suitability.
- Persons with reduced mobility must always be accompanied by another person.
- Consult your doctor about your medical fitness to drive.
- If the scooter suddenly accelerates or decelerates, or any other abnormality occurs, stop driving immediately.
- The scooter is only intended for one person at a time.
- In reduced visibility, wear a reflective vest or clothing with reflective elements.

# PRODUCT DESCRIPTION



1. Rear view mirror	7. Indication lights
2. Headlights	8. Disc brake
3. Throttle	9. Wheels
4. Display	10. Charging port
5. Brake lever	11. Seat
6. Storage	12. Tilt protection wheels




## SPECIFICATIONS

Model	T408
Weight limit	200 kg
Max. Speed	Up to 25 km/h
Max. Range	Up to 45 km
Max. Incline	20°
Min. Clearance	12,7 cm
Brake type	Front disc, rear drum
Shock absorbers	Front frame suspension fork, rear shock absorbers
Tire size	93.98 cm diameter, 7.62 cm width
Engine	1000W
Charging time	Up to 8 hours
Battery type	Lead-acid battery
Battery voltage	12V
Battery capacity	20 A
Battery performance	AC 100-240 V, 50-60 Hz

The speed and range depend on the surrounding conditions such as temperature, weather conditions, driving style, etc.

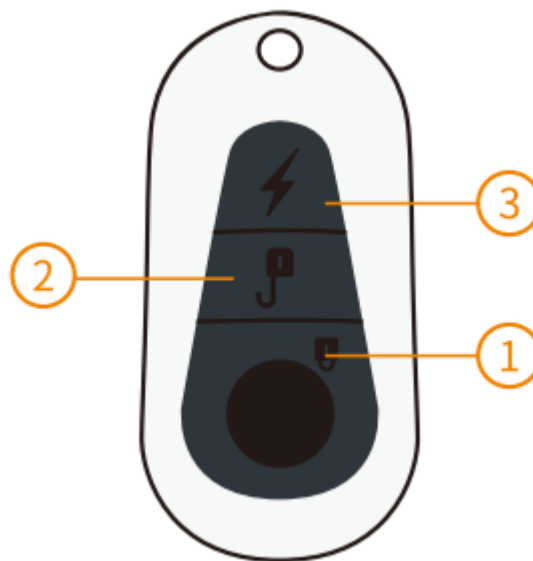
## TURNING ON

1. Turn the key to the on position and press the START button
2. To turn off, turn the key to the off position
3. Press the key and turn to the lock to lock. Press the key and turn to unlock.

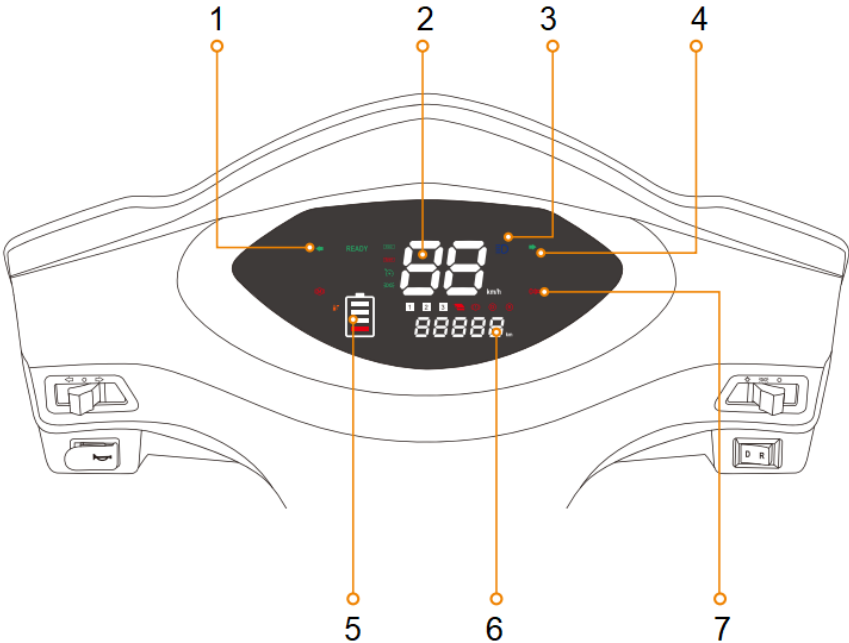


## CONTROLLER

1. Lock
2. Unlock
3. Alarm



# INDICATORS




1. Left indicator	5. Battery charge
2. Speed	6. Distance
3. High beam	7. Throttle failure
4. Right indicator	

# BATTERY PLACEMENT

The battery is located under the seat. To open, turn the key in the ignition.  
 Under the saddle is located:

- 1. Main circuit breaker
- 2. Battery



## ATTACHING OF THE REARVIEW MIRRORS

Attach the mirrors. Screw the mirrors in tightly, but do not overtighten.



## BATTERY CHARGING

The charging port is located under the seat.





## USE



1. First, make sure the left brake is not locked. If the fuse is in the left brake, it will not be possible to start. If you want to lock or unlock the truck, you must always press the brake before using the safety lock.
2. Insert the key into the ignition and turn.
3. The display lights up.
4. Set the speed mode:
  - I – max 9.6 km/h
  - II – max. 19.3 km/j
  - III – max. 24.9 km/h



5. By turning the throttle towards you, you will accelerate. Always keep your feet on the foot rests while driving.
6. Slow down by applying the front and rear brakes until you stop.

**WARNING:** Always slow down gradually, never apply the brakes suddenly with full force. Always brake early. Wet or damp road surfaces, as well as hills and slopes, can increase stopping distances.

## CLEANING AND MAINTENANCE

- Protect against water and excessive moisture to avoid damaging the internal electrical circuit.
- Do not use aggressive cleaning agents.
- Do not expose to extreme temperature conditions.
- Protect against sharp objects and edges.
- Protect against impacts.
- Do not repair the product yourself. Always contact the service department.
- Change the gear oil using the following table:

First exchange after 1000 km or within 2 years from the date of sale
--

Next change after 4000 km or within 2 years of the 1st oil change
---

The next oil change follows either after driving 4000 km or within 2 years of the previous oil change
---

Check the condition of the oil, if necessary, change the oil if the truck has not been in use for more than 4 months

## BEFORE USE

Before driving, check the following:

- Functionality of brakes, lights, movement and clearance of the handlebars, etc.
- Check the correct tire pressure and condition.
- Adjust the seat to the correct position.
- Check the battery charge status.

## BATTERY

**6-month battery warranty – we guarantee that battery's nominal capacity does not fall below 70% of its total capacity within 6 months of the product's sale.**

- For proper operation and safe use of the battery, follow the instructions in the manual. Stop using the battery immediately if the battery is damaged, leaks liquid or you smell abnormal odor.
- Battery lifespan is limited. If you use a battery that exceeds normal lifespan, the charging frequency may increase, and the scooter range will be reduced.
- Do not open or throw of the battery in a fire. Do not insert foreign objects into the battery.
- Do not touch the battery with metal objects. The battery may explode or be damaged.
- Use only the original charger.
- Follow local regulations and laws while driving.
- You can charge the battery continuously.
- The ideal battery charging temperature is +10 ° C to +30 ° C.
- If you use the battery for an extended period, its temperature will be higher. This is a normal battery condition.
- If you use the battery in a cold environment, the range is lower.

- Do not repair or modify the battery yourself.

## **ENVIRONMENT PROTECTION**

After the product lifespan expired or if the possible repairing is uneconomic, dispose it according to the local laws and environmentally friendly in the nearest scrapyard.

By proper disposal you will protect the environment and natural sources. Moreover, you can help protect human health. If you are not sure in correct disposing, ask local authorities to avoid law violation or sanctions.

Don't put the batteries among house waste but hand them in to the recycling place.

## **TERMS AND CONDITIONS OF WARRANTY, WARRANTY CLAIMS**

### **General Conditions of Warranty and Definition of Terms**

All Warranty Conditions stated here under determine Warranty Coverage and Warranty Claim Procedure. Conditions of Warranty and Warranty Claims are governed by Act No. 89/2012 Coll. Civil Code, and Act No. 634/1992 Coll., Consumer Protection, as amended, also in cases that are not specified by these Warranty rules.

The seller is SEVEN SPORT s.r.o. with its registered office in Strakonická street 1151/2c, Prague 150 00, Company Registration Number: 26847264, registered in the Trade Register at Regional Court in Prague, Section C, Insert No. 116888.

According to valid legal regulations it depends whether the Buyer is the End Customer or not.

“The Buyer who is the End Customer” or simply the “End Customer” is the legal entity that does not conclude and execute the Contract in order to run or promote his own trade or business activities.

“The Buyer who is not the End Customer” is a Businessman that buys Goods or uses services for the purpose of using the Goods or services for his own business activities. The Buyer conforms to the General Purchase Agreement and business conditions.

These Conditions of Warranty and Warranty Claims are an integral part of every Purchase Agreement made between the Seller and the Buyer. All Warranty Conditions are valid and binding, unless otherwise specified in the Purchase Agreement, in the Amendment to this Contract or in another written agreement.

### **Warranty Conditions**

#### **Warranty Period**

The Seller provides the Buyer a 24 months Warranty for Goods Quality, unless otherwise specified in the Certificate of Warranty, Invoice, Bill of Delivery or other documents related to the Goods. The legal warranty period provided to the Consumer is not affected.

By the Warranty for Goods Quality, the Seller guarantees that the delivered Goods shall be, for a certain period of time, suitable for regular or contracted use, and that the Goods shall maintain its regular or contracted features.

#### **Batteries**

6-month battery warranty – we guarantee that battery's nominal capacity does not fall below 70% of its total capacity within 6 months of the product's sale.

#### **The Warranty does not cover defects resulting from (if applicable):**

- User's fault, i.e. product damage caused by unqualified repair work, improper assembly
- Improper maintenance
- Mechanical damages
- Regular use (e.g. wearing out of rubber and plastic parts, moving mechanisms, joints, wear of brake pads/blocks, chain, tires etc.)
- Unavoidable event, natural disaster

- Adjustments made by unqualified person
- Improper maintenance, improper placement, damages caused by low or high temperature, water, inappropriate pressure, shocks, intentional changes in design or construction etc.
- Failure to follow service intervals

### Warranty Claim Procedure

The Buyer is obliged to check the Goods delivered by the Seller immediately after taking the responsibility for the Goods and its damages, i.e. immediately after its delivery. The Buyer must check the Goods so that he discovers all the defects that can be discovered by such check.

When making a Warranty Claim the Buyer is obliged, on request of the Seller, to prove the purchase and validity of the claim by the Invoice or Bill of Delivery that includes the product's serial number, or eventually by the documents without the serial number. If the Buyer does not prove the validity of the Warranty Claim by these documents, the Seller has the right to reject the Warranty Claim.

If the Buyer gives notice of a defect that is not covered by the Warranty (e.g. in the case that the Warranty Conditions were not fulfilled or in the case of reporting the defect by mistake etc.), the Seller is eligible to require a compensation for all the costs arising from the repair. The cost shall be calculated according to the valid price list of services and transport costs.

If the Seller finds out (by testing) that the product is not damaged, the Warranty Claim is not accepted. The Seller reserves the right to claim a compensation for costs arising from the false Warranty Claim.

In case the Buyer makes a claim about the Goods that is legally covered by the Warranty provided by the Seller, the Seller shall fix the reported defects by means of repair or by the exchange of the damaged part or product for a new one. Based on the agreement of the Buyer, the Seller has the right to exchange the defected Goods for a fully compatible Goods of the same or better technical characteristics. The Seller is entitled to choose the form of the Warranty Claim Procedures described in this paragraph.

The Seller shall settle the Warranty Claim within 30 days after the delivery of the defective Goods, unless a longer period has been agreed upon. The day when the repaired or exchanged Goods is handed over to the Buyer is considered to be the day of the Warranty Claim settlement. When the Seller is not able to settle the Warranty Claim within the agreed period due to the specific nature of the Goods defect, he and the Buyer shall make an agreement about an alternative solution. In case such agreement is not made, the Seller is obliged to provide the Buyer with a financial compensation in the form of a refund.

#### **CZ** **SEVEN SPORT s.r.o.**

Registered Office: Strakonická 1151/2c, Praha 5, 150 00, ČR

Headquarters: Dělnická 957, Vítkov, 749 01  
Warranty & Service: Čermenská 486, Vítkov 749 01

CRN: 26847264  
VAT ID: CZ26847264

Phone: +420 556 300 970  
E-mail: eshop@insportline.cz  
reklamace@insportline.cz  
servis@insportline.cz

Web: www.inSPORTline.cz

#### **SK** **inSPORTline s.r.o.**

Headquarters, warranty & service center: Električná 6471, Trenčín 911 01, SK

CRN: 36311723  
VAT ID: SK2020177082

Phone: +421(0)326 526 701  
E-mail: objednavky@insportline.sk  
reklamacie@insportline.sk  
servis@insportline.sk

#### About shipping



Web: [www.inSPORTline.sk](http://www.inSPORTline.sk)

# ES DECLARATION

## Importer:

Seven sport s.r.o.,  
Strakonická 1151 /2C  
Praha 5-Hlubočepy 150 00  
IČ: 268 47 264  
Czech Republic

**Declares on its own responsibility that**

**product: IN 26433 Elektrický tříkolový vozík inSPORTline Zorica (T-408)**

**meet the following standards.**

with the technical requirements for the product set by government regulation

**Product meet the following standards:**

CERTIFICATE N.: **E.13.168/2013.01065.01**

**ISO9001: 2015 quality control and EEC requirements**

**UE No 168/2013**

**UE No 2020/1694**

**UE No 3/2014, 44/2014**

**UE No 134/2014**




**UE No 2018/295**

This declaration is made based on a certificate **SNCH\_SOCIÉTÉ NATIONALE DE CERTIFICATION ET D'HOMOLOGATION**

issued on 26/03/2021

Test Report No.: LC1471 003 issued on 01/26/2021

In Vítkov 04/12/2023

  
  
Seven Sport s.r.o.  
Bořivojeva 35/37B, 130 00 Praha 3  
IČO: 26847264 DIČ: CZ26847264  
tel./fax: +420 550 300 970 

**SEVEN SPORT s.r.o.**  
Roman Košťál, jednatel společnosti