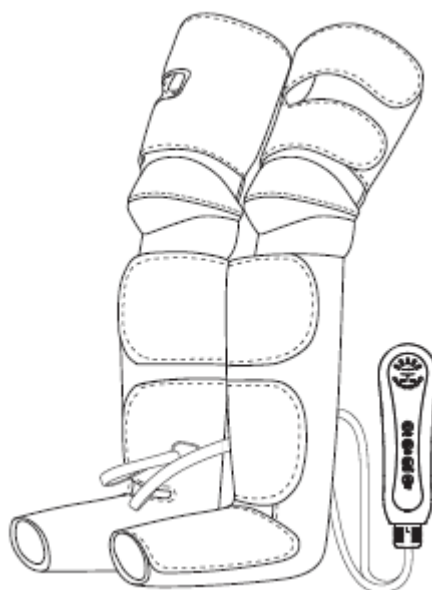




USER MANUAL – EN

**IN 26358 Compression foot massager inSPORTline
Beinhowair II**



CONTENTS

SAFETY INSTRUCTIONS..... 3

PRODUCT DESCRIPTION 4

SPECIFICATIONS..... 5

USE 5

 TURNING ON 6

 MODE 6

 CONTROLLER 7

TROUBLESHOOTING 8

ENVIRONMENT PROTECTION 9

TERMS AND CONDITIONS OF WARRANTY, WARRANTY CLAIMS..... 9

SevenSport s.r.o. reserves the right to make any changes and improvements to its product without prior notice. Visit our website www.insportline.eu where you will find the latest version of the manual.

SAFETY INSTRUCTIONS

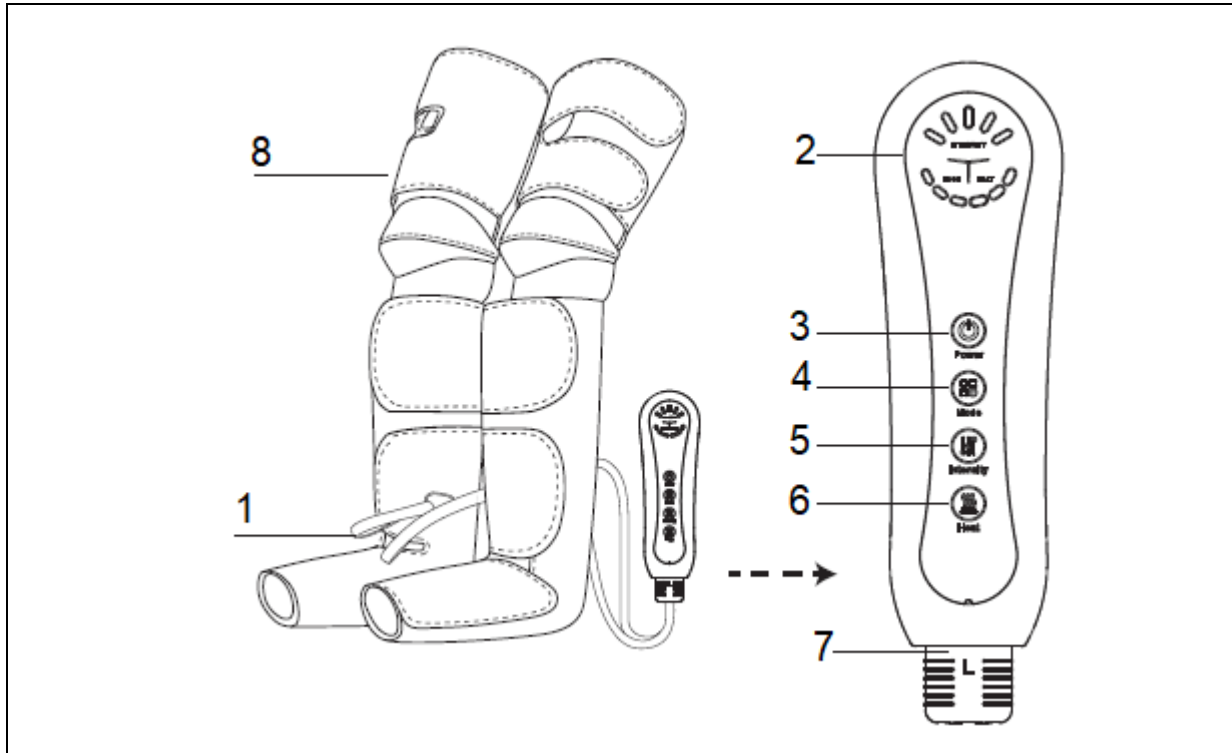
- Please read the manual before use and keep it for future reference.
- Do not repair or modify the product yourself. If the device is damaged, contact the service department.
- You must charge the controller before use.
- Do not leave unattended around children or persons with reduced mental capacity.
- Persons under guardianship, or persons with limited mobility or mental capacity, may only use the product if they are under the supervision of an adult and responsible person.
- Use only in a safe environment.
- Do not store in places easily accessible to children.
- Do not use if you suffer from inflammation or have damaged skin (open wounds, cracks, varicose veins, redness, inflammation, etc.)
- Do not use in water (bath, shower, etc.)
- Keep away from water. Do not immerse in water or other liquids.
- Do not use thumbtacks or other metal objects for attachment.
- Keep the product dry.
- Do not use in a humid environment.
- Do not use in rooms where is present aerosol or is high oxygen concentration.
- Use low intensity during first use.
- Sit or lie down during use.
- Do not insert foreign objects into the hoses.
- For home use only.
- Do not wear clothing that may damage the product. (clothing that contains metal elements or sharp edges).
- If any side effects appear (reddened or irritated skin, rash, itching, etc.) stop using immediately and contact a doctor.
- Before each use, check the condition and functionality of the product.
- The device does not serve as a substitute for medical care. If you feel pain or nausea, stop using the device immediately and contact a doctor. If you are not sure, always consult your doctor before using the device.
- If you have ever experienced the following diseases, consult a doctor for use: tumors, heart disease, wrong sense temperature, loss of consciousness, open wound at the application site, fevers (due to inflammation, change in blood pressure, etc.)

Do not use :

- During pregnancy or after childbirth.
- Persons who use a pacemaker or other medical implant.
- Persons suffering from heart disease or vascular disease.
- Persons who suffer from abnormal blood pressure.
- Persons suffering from osteoporosis, spinal damage, muscle damage or other acute illness.

- Persons suffering from tumours.
- Persons after surgery.
- People with sensitive skin or blood circulation problems.

PRODUCT DESCRIPTION



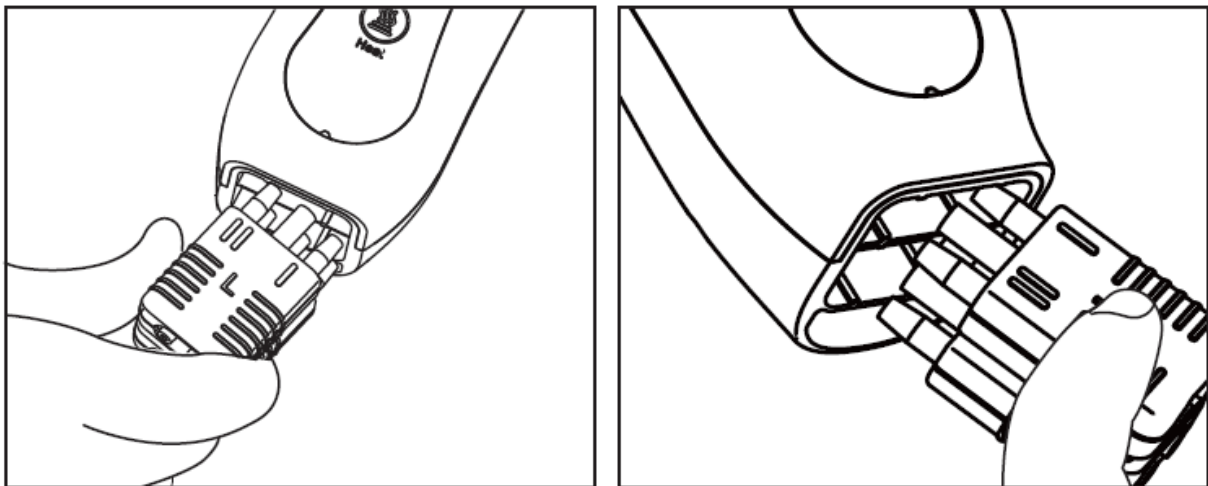
1. Hose	5. Intensity
2. Diodes	6. Heating
3. Power button	7. Connector
4. Mode	8. Massage device

SPECIFICATIONS

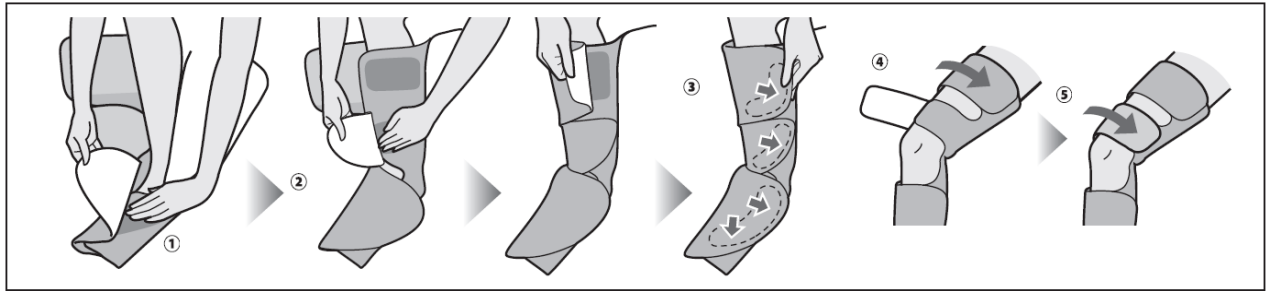
Name	Air Compression Leg Massager
Power supply specifications	DC12V, 2A
Input power	24W
Temperature	40/45/50 °C (low/medium/high intensity)
Automatic shutdown	10/15/20/25/30 min
Recommended time of use	15 min for each mode, 60 min per day
Massage intensity	Foot: weak: 30 kpa, medium: 36 kpa, high: 38 kpa
	Calf, lower part: weak: 22 kpa, medium: 24 kpa, high: 30 kpa
	Calf, Upper: Low: 22 kpa, Medium: 24 kpa, High: 30 kpa
Dimensions of adjustable parts	thigh strap length: 22 cm
	max. thigh strap circumference: 70 cm
	calf strap length: 38 cm
	max. calf strap circumference: 55 cm
	foot strap length: 25 cm
	max. foot strap circumference: 35 cm
Mass	1.65 kg
Dimensions	71.5*25*18 cm

USE

Plug the connector into the controller. The connector is marked (L – left, R – right). Connect the connector so that L points up and R down.

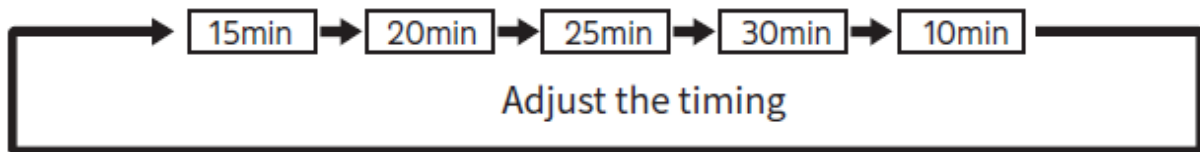


Place the massager in the following order: foot – calf (lower part) – thigh (upper part)



TURNING ON

Press the power button to start the product. The indicator lights up. Short press the power button to change the timer. Each time you press the button, the timer increases by 5 minutes, up to 30 minutes.



Hold down the power button for 3 seconds to turn off the massager. The display shows



MODE

By pressing the mode button, you can change the type of massage.

Sequential massage (default mode after startup)



Massage cycle: upper thighs inflate and deflates - lower calf and foot inflates and deflates - all parts inflate and deflate, then there is a short pause and the cycle repeats

Cyclic massage



Massage cycle: upper thighs inflate and deflates - lower calf and foot inflates and deflates - inflates and deflates and cycle repeats.

Combined massage



The massage is performed in sequence: the upper part of the thighs is inflated and deflated - the lower part of the calf and foot is inflated and deflated - all parts are inflated and deflated, there is a delay between each cycle.

M1

Mode 1

M2

Mode 2

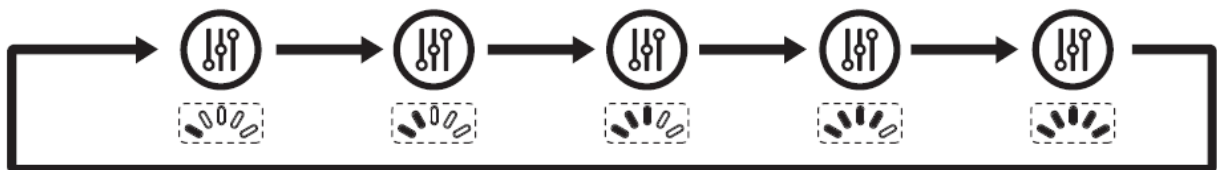
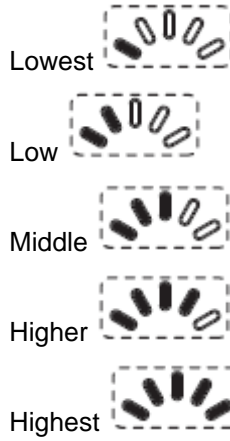
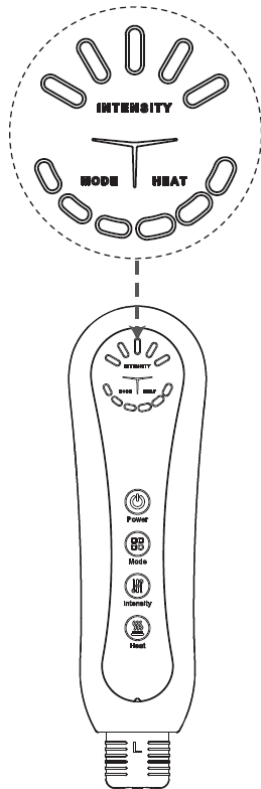
M3

Mode 3



CONTROLLER


Intensity



Heating




Low temperature (40°C)



Medium temperature (45°C)



High temperature (50°C)

If it is shown on the display , the heating function is switched off.



CLEANING AND STORAGE

Before cleaning, turn off the device and disconnect the hoses. Never use solvents and cleaners based on benzene or alcohol.

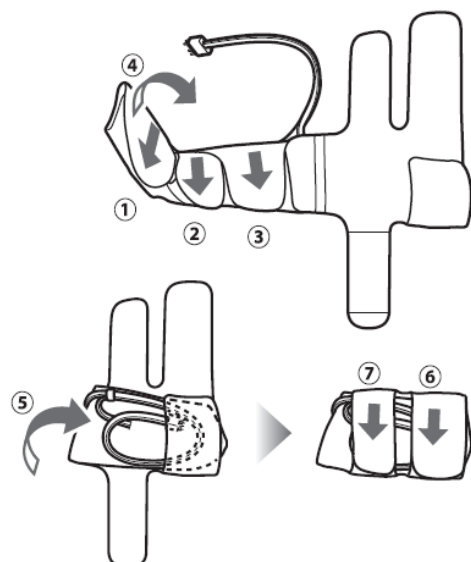
Clean the product with a damp cloth soaked in lukewarm water and a solution of a mild cleaning agent (soap, etc.). Always dry the product after cleaning.

Never immerse or wash in the washing machine.

Do not tumble dry or tumble dry.

Protect the Velcro from dirt.

For storage, assemble the product according to the picture and store in the original packaging.



TROUBLESHOOTING

Common problems and possible solutions

Error	Solution
Unable to start	Power is not connected
The device stops working during operation	1. Power is disconnected 2. Check that the hose is connected 3. Check the hose
Air does not flow	Damaged air hose
The heater is not working properly	1. Heating up can take up 5 min. 2. Too loose 3. Wrong product wear
The intensity is low	1. Too loose 2. You wear thick clothes
The intensity is high	Loosen Velcro
The air cannot be blown out	Disconnect controller and hoses

ENVIRONMENT PROTECTION

After the product lifespan expired or if the possible repairing is uneconomic, dispose it according to the local laws and environmentally friendly in the nearest scrapyard.

By proper disposal you will protect the environment and natural sources. Moreover, you can help protect human health. If you are not sure in correct disposing, ask local authorities to avoid law violation or sanctions.

Don't put the batteries among house waste but hand them in to the recycling place.

TERMS AND CONDITIONS OF WARRANTY, WARRANTY CLAIMS

General Conditions of Warranty and Definition of Terms

All Warranty Conditions stated here under determine Warranty Coverage and Warranty Claim Procedure. Conditions of Warranty and Warranty Claims are governed by Act No. 89/2012 Coll. Civil Code, and Act No. 634/1992 Coll., Consumer Protection, as amended, also in cases that are not specified by these Warranty rules.

The seller is SEVEN SPORT s.r.o. with its registered office in Strakonická street 1151/2c, Prague 150 00, Company Registration Number: 26847264, registered in the Trade Register at Regional Court in Prague, Section C, Insert No. 116888.

According to valid legal regulations it depends whether the Buyer is the End Customer or not.

“The Buyer who is the End Customer” or simply the “End Customer” is the legal entity that does not conclude and execute the Contract in order to run or promote his own trade or business activities.

“The Buyer who is not the End Customer” is a Businessman that buys Goods or uses services for the purpose of using the Goods or services for his own business activities. The Buyer conforms to the General Purchase Agreement and business conditions.

These Conditions of Warranty and Warranty Claims are an integral part of every Purchase Agreement made between the Seller and the Buyer. All Warranty Conditions are valid and binding, unless otherwise specified in the Purchase Agreement, in the Amendment to this Contract or in another written agreement.

Warranty Conditions

Warranty Period

The Seller provides the Buyer a 24 months Warranty for Goods Quality, unless otherwise specified in the Certificate of Warranty, Invoice, Bill of Delivery or other documents related to the Goods. The legal warranty period provided to the Consumer is not affected.

By the Warranty for Goods Quality, the Seller guarantees that the delivered Goods shall be, for a certain period of time, suitable for regular or contracted use, and that the Goods shall maintain its regular or contracted features.

Batteries

6-month battery warranty – we guarantee that battery's nominal capacity does not fall below 70% of its total capacity within 6 months of the product's sale.

The Warranty does not cover defects resulting from (if applicable):

- User's fault, i.e. product damage caused by unqualified repair work, improper assembly, insufficient insertion of seat post into frame, insufficient tightening of pedals and cranks
- Improper maintenance
- Mechanical damages
- Regular use (e.g. wearing out of rubber and plastic parts, moving mechanisms, joints, wear of brake pads/blocks, chain, tires, cassette/multi wheel etc.)
- Unavoidable event, natural disaster
- Adjustments made by unqualified person
- Improper maintenance, improper placement, damages caused by low or high temperature, water, inappropriate pressure, shocks, intentional changes in design or construction etc.

Warranty Claim Procedure

The Buyer is obliged to check the Goods delivered by the Seller immediately after taking the responsibility for the Goods and its damages, i.e. immediately after its delivery. The Buyer must check the Goods so that he discovers all the defects that can be discovered by such check.

When making a Warranty Claim the Buyer is obliged, on request of the Seller, to prove the purchase and validity of the claim by the Invoice or Bill of Delivery that includes the product's serial number, or eventually by the documents without the serial number. If the Buyer does not prove the validity of the Warranty Claim by these documents, the Seller has the right to reject the Warranty Claim.

If the Buyer gives notice of a defect that is not covered by the Warranty (e.g. in the case that the Warranty Conditions were not fulfilled or in the case of reporting the defect by mistake etc.), the Seller is eligible to require a compensation for all the costs arising from the repair. The cost shall be calculated according to the valid price list of services and transport costs.

If the Seller finds out (by testing) that the product is not damaged, the Warranty Claim is not accepted. The Seller reserves the right to claim a compensation for costs arising from the false Warranty Claim.

In case the Buyer makes a claim about the Goods that is legally covered by the Warranty provided by the Seller, the Seller shall fix the reported defects by means of repair or by the exchange of the damaged part or product for a new one. Based on the agreement of the Buyer, the Seller has the right to exchange the defected Goods for a fully compatible Goods of the same or better technical characteristics. The Seller is entitled to choose the form of the Warranty Claim Procedures described in this paragraph.

The Seller shall settle the Warranty Claim within 30 days after the delivery of the defective Goods, unless a longer period has been agreed upon. The day when the repaired or exchanged Goods is handed over to the Buyer is considered to be the day of the Warranty Claim settlement. When the Seller is not able to settle the Warranty Claim within the agreed period due to the specific nature of the Goods defect, he and the Buyer shall make an agreement about an alternative solution. In case such agreement is not made, the Seller is obliged to provide the Buyer with a financial compensation in the form of a refund.

CZ
SEVEN SPORT s.r.o.

Registered Office: Strakonická 1151/2c, Praha 5, 150 00, ČR
Headquarters: Dělnická 957, Vítkov, 749 01
Warranty & Service: Čermenská 486, Vítkov 749 01

CRN: 26847264
VAT ID: CZ26847264

Phone: +420 556 300 970
E-mail: eshop@insportline.cz
reklamace@insportline.cz
servis@insportline.cz

Web: www.inSPORTline.cz

SK
Stores inSPORTline SK, s.r.o.

Headquarters, warranty & service center: Električná 6471,
Trenčín 911 01, SK

CRN: 46259317
VAT ID: SK2023299729

Phone: +421(0) 917 700 098
E-mail: objednavky@insportline.sk
reklamacie@insportline.sk
servis@insportline.sk

Web: www.inSPORTline.sk

About shipping

